








ALL-INCLUSIVE CONCIERGE

>1000 SF \$400	1001-1500 SF \$425	1501-2000 SF \$475
2001-2500 SF \$525	2501-3000 SF \$575	>3001 SF Starts at 20¢ per SF
Condominium <1500 SF \$375		
Multi-family \$100 Door Fee + SF		Commercial Starts at 15¢ per SF

- Modern, mobile friendly reports (24hrs)
- Defective plumbing review (KITEC)
- High-resolution photographs
- UAV roof review (limitations apply)
- “Clickable” repair request
- Old / distressed properties
- IR thermal imaging
- IR thermal imaging
- Repair Review (10 items)
- Mold survey
- HVAC age
- Level 1 Chinese drywall review
- Water heater age
- Concierge service
- Low-E window review
- Support after your inspection

ADDITIONAL FEES

	NEW BUILD	• PSR \$100+
	POOL / SPA	• BASIC \$50+ • LUXURY \$150+
	CASITA	• MULTI-GEN \$75 • FREESTANDING \$150
	OUTBUILDING	• SMALL (i.e., shed) \$50 • LARGE (i.e., garage) \$150+
	LTD INSPECTION	• SPECIFIC ITEMS (i.e., roof, IR) \$150+
	REPAIR REVIEW	• FIRM APPT. (not 5hr window) \$150+
	TRAVEL	• PAHRUMP, MOAPA VLY, INDIAN SPG, SANDY VLY, PRIMM \$125 • MESQUITE, SEARCHLIGHT, LAUGHLIN, ALAMO, AMARGOSA VLY \$250

†Call for areas not listed above
*Pricing is dynamic

