








ALL-INCLUSIVE CONCIERGE

>1000 SF \$350	1001-1500 SF \$375	1501-2000 SF \$400
2001-2500 SF \$425	2501-3000 SF \$450	3001-3500 SF \$475
3501-4000 SF \$500	<4001 SF Starts at 15¢ per SF	>1500 SF Condo \$325
Multi-family Door Fees + SF		Commercial Starts at 15¢ per SF

- Modern, mobile friendly reports (24hrs)
- Defective plumbing review (KITEC)
- High-resolution photographs
- UAV roof review (limitations apply)
- “Clickable” repair request
- Old / distressed properties
- IR thermal imaging
- IR thermal imaging
- Repair Review (10 items)
- Mold survey
- HVAC age
- Level 1 Chinese drywall review
- Water heater age
- Concierge service
- Low-E window review
- Support after your inspection

ADDITIONAL FEES

	NEW BUILD	<ul style="list-style-type: none"> • PRE-WARRANTY EXP \$50+ • PRIOR TO COE \$100+
	POOL / SPA	<ul style="list-style-type: none"> • BASIC \$50+ • LUXURY \$150+
	CASITA	<ul style="list-style-type: none"> • ATTACHED \$75 • FREESTANDING \$150
	OUTBUILDING	<ul style="list-style-type: none"> • SMALL (i.e., shed) \$50 • LARGE (i.e., garage) \$150+
	LTD INSPECTION	<ul style="list-style-type: none"> • SPECIFIC ITEMS (i.e., roof, IR) \$150+
	REPAIR REVIEW	<ul style="list-style-type: none"> • FIRM APPT. (not 5hr window) \$150+
	TRAVEL	<ul style="list-style-type: none"> • PAHRUMP, MOAPA VLY, INDIAN SPG, SANDY VLY, PRIMM \$100 • MESQUITE, SEARCHLIGHT, LAUGHLIN, ALAMO, AMARGOSA VLY \$200

†Call for areas not listed above

*Pricing is dynamic



InspectLV.com



702-210-5333